



English Bay Championship 2016

Royal Vancouver Yacht Club



Results are provisional as of 13:42 on December 1, 2016

Farr 30 Division

Sailed: 8, Discards: 0, To count: 8, Rating system: PHRFOT, Entries: 7, Scoring system: Appendix A

Rank	Sail	Skipper	Boat	Division	Class	PHRFOT	Club	Nat	R1	R2	R3	R4	R5	R6	R7	R8	Total	Net
1st	CAN 18	Andrew Hamilton	Through	Farr 30	Farr 30	0	RVanYC		1.0	1.0	1.0	1.0	1.0	1.0	1.0	1.0	8.0	8.0
2nd	CAN 4	Darren Burns	Idiopathic	Farr 30	Farr 30	0	RVanYC		2.0	3.0	3.0	2.0	3.0	7.0	3.0	4.0	27.0	27.0
3rd	CAN 63	James Duess	M Power	Farr 30	Farr 30	0	WVYC		7.0	2.0	2.0	7.0	2.0	2.0	5.0	3.0	30.0	30.0
4th	CAN 3	Rich Alban	Spiny Norman	Farr 30	Farr 30	0	WVYC		3.0	5.0	5.0	4.0	5.0	5.0	2.0	5.0	34.0	34.0
5th	CAN 7	Bruce Chan	65 Red Roses	Farr 30	Farr 30	0	WVYC / RVanYC		5.0	4.0	4.0	3.0	7.0	6.0	4.0	2.0	35.0	35.0
6th	USA 12	Fraser Hall	Calico	Farr 30	Farr 30	0	RVanYC		4.0	6.0	6.0	5.0	6.0	3.0	6.0	7.0	43.0	43.0
7th	CAN 49	Ross Davidson	Short Circuit	Farr 30	Farr 30	0	WVYC		6.0	7.0	7.0	6.0	4.0	4.0	7.0	6.0	47.0	47.0

ORC Division

Sailed: 8, Discards: 1, To count: 7, Rating system: TCF, Entries: 3, Scoring system: Appendix A

Rank	Sail	Skipper	Boat	Division	Class	TCF	Club	Nat	R1	R2	R3	R4	R5	R6	R7	R8	Total	Net
1st	35019	Peter McCarthy	The Shadow	ORC	1D35	575.6	WVYC		1.0	1.0	1.0	1.0	2.0	1.0	1.0	1.0	9.0	7.0
2nd	1997	Mark Vangolen	Occam's Razor	ORC	Farr ILC 40	529.9	VRC		2.0	2.0	2.0	2.0	3.0	3.0	3.0	2.0	19.0	16.0
3rd	3854	Jonathan Liteplo	RambunXious	ORC	XP-38	589.2	RVanYC		3.0	3.0	3.0	3.0	1.0	2.0	2.0	3.0	20.0	17.0

PHRF 2 Division

Sailed: 8, Discards: 1, To count: 7, Rating system: PHRFOT, Entries: 9, Scoring system: Appendix A

Rank	Sail	Skipper	Boat	Division	Class	Rating	Club	Nat	R1	R2	R3	R4	R5	R6	R7	R8	Total	Net
1st	CAN 258	Tom Sitar	Serendipity	PHRF 2	J/109	69	RVanYC		2.0	2.0	2.0	3.0	2.0	2.0	1.0	1.0	15.0	12.0
2nd	49349	Dave Cramb	Absolute Kaos	PHRF 2	Dash 34	68	RVanYC		10.0 DSQ	6.0	1.0	4.0	4.0	1.0	2.0	3.0	31.0	21.0
3rd	72	Andrew Verhoeven	Warm Jets	PHRF 2	Melges 24	99	RVanYC		1.0	5.0	9.0	5.0	1.0	4.0	3.0	4.0	32.0	23.0
4th	1	David Jackson	Maddash	PHRF 2	Dash 34	97	PRYC		4.0	4.0	4.0	6.0	5.0	3.0	5.0	2.0	33.0	27.0
5th	69266	Brandlmayr/McGreer	Danu	PHRF 2	Beneteau 36.7	81	RVanYC		10.0 DSQ	3.0	3.0	2.0	6.0	5.0	4.0	5.0	38.0	28.0
6th	CAN 591	Gord Shannon	Boaty McBoatface	PHRF 2	Melges 24	99	RVanYC		3.0	1.0	5.0	1.0	10.0 DNC	10.0 DNC	10.0 DNC	10.0 DNC	50.0	40.0
7th	30244	Jorge Rodriguez	Risky Business	PHRF 2	Olson 30	99	NA		7.0	9.0	7.0	7.0	3.0	6.0	6.0	6.0	51.0	42.0
8th	74408	Steve Blaine	Rubato	PHRF 2	Hanse 400e	84	VRC		6.0	8.0	6.0	8.0	7.0	7.0	7.0	7.0	56.0	48.0
9th	42382	Richard Stewart	Dominatrix	PHRF 2	X-119	76	RVanYC		5.0	7.0	8.0	9.0	8.0	8.0	8.0	8.0	61.0	52.0

PHRF 3 Division

Sailed: 8, Discards: 1, To count: 7, Rating system: PHRFOT, Entries: 8, Scoring system: Appendix A

Rank	Sail	Skipper	Boat	Division	Class	Rating	Club	Nat	R1	R2	R3	R4	R5	R6	R7	R8	Total	Net
------	------	---------	------	----------	-------	--------	------	-----	----	----	----	----	----	----	----	----	-------	-----

1st	69791	Team Kodiak	Kodiak	PHRF 3	PHRF	126	WVYC		4.0	1.0	1.0	1.0	1.0	1.0	2.0	2.0	13.0	9.0
2nd	69307	Jason Saunderson	Ultraman II	PHRF 3	Ross 930	100	RVanYC		2.0	3.0	2.0	3.0	2.0	4.0	1.0	1.0	18.0	14.0
3rd	CAN 59990	Alan Ip	Godzilla	PHRF 3	J29 Fr	119	VRC		5.0	2.0	3.0	4.0	4.0	2.0	4.0	3.0	27.0	22.0
4th	KC 3	Simon Hill	Krikkit	PHRF 3	Abbott 36	126	TCYC		1.0	5.0	6.0	6.0	3.0	7.0	7.0	5.0	40.0	33.0
5th	18792	Justin Brown	Ocd	PHRF 3	Wylie 34	138	VRC		7.0	4.0	4.0	7.0	5.0	3.0	3.0	7.0	40.0	33.0
6th	77600	Shane Alfreds	Talisman	PHRF 3	Santana 30/30 PC	135	VRC		6.0	6.0	5.0	2.0	7.0	6.0	6.0	4.0	42.0	35.0
7th	3781	John Housser	Equilibrium	PHRF 3	PHRF	119	VRC		3.0	7.0	7.0	5.0	6.0	5.0	5.0	6.0	44.0	37.0
8th	234	Lukas Chrostowski	Syrena	PHRF 3	Bavaria 40	129	PRYC		9.0 DNC	9.0 DNC	9.0 DNC	9.0 DNC	8.0	8.0	9.0 DNF	9.0 DNF	70.0	61.0

PHRF 7 Division

Sailed: 7, Discards: 1, To count: 6, Rating system: PHRFOT, Entries: 2, Scoring system: Appendix A

Rank	Sail	Skipper	Boat	Division	Class	Rating	Club	Nat	R1	R2	R3	R5	R6	R7	R8	Total	Net
1st	39541	Kevin Dempsey	Slingshot	PHRF 7	San Juan 24	228	TCYC		1.0	1.0	1.0	1.0	1.0	1.0	1.0	7.0	6.0
2nd	16617	Wade Harrogate	Silik	PHRF 7	C&C 30	191	VRC		2.0	2.0	2.0	2.0	2.0	2.0	2.0	14.0	12.0

R1 - Farr 30 Division

Start: Start 1, Finishes: Finish time, Time: 11:15, Wind: w WL-L, Ave wind: 6

Rank	Sail	Skipper	Boat	Division	Class	PHRFOT	Club	Nat	Start	Finish	Elapsed	Corrected	BCE	BCR	Points
1	CAN 18	Andrew Hamilton	Through	Farr 30	Farr 30	0	RVanYC		11:15	12:02:02	0:47:02	0:58:48	0:00:00	0	1.0
2	CAN 4	Darren Burns	Idiopathic	Farr 30	Farr 30	0	RVanYC		11:15	12:03:15	0:48:15	1:00:19	0:01:13	13.451	2.0
3	CAN 3	Rich Alban	Spiny Norman	Farr 30	Farr 30	0	WVYC		11:15	12:03:47	0:48:47	1:00:59	0:01:45	19.348	3.0
4	USA 12	Fraser Hall	Calico	Farr 30	Farr 30	0	RVanYC		11:15	12:04:13	0:49:13	1:01:31	0:02:11	24.139	4.0
5	CAN 7	Bruce Chan	65 Red Roses	Farr 30	Farr 30	0	WVYC / RVanYC		11:15	12:05:09	0:50:09	1:02:41	0:03:07	34.458	5.0
6	CAN 49	Ross Davidson	Short Circuit	Farr 30	Farr 30	0	WVYC		11:15	12:05:32	0:50:32	1:03:10	0:03:30	38.696	6.0
7	CAN 63	James Duess	M Power	Farr 30	Farr 30	0	WVYC		11:15	12:07:06	0:52:06	1:05:08	0:05:04	56.017	7.0








R2 - Farr 30 Division

Start: Start 1, Finishes: Finish time, Time: 12:15, Wind: w WL-L, Ave wind: 6

Rank	Sail	Skipper	Boat	Division	Class	PHRFOT	Club	Nat	Start	Finish	Elapsed	Corrected	BCE	BCR	Points
1	CAN 18	Andrew Hamilton	Through	Farr 30	Farr 30	0	RVanYC		12:15	12:55:51	0:40:51	0:51:04	0:00:00	0	1.0
2	CAN 63	James Duess	M Power	Farr 30	Farr 30	0	WVYC		12:15	12:56:10	0:41:10	0:51:28	0:00:19	4.031	2.0
3	CAN 4	Darren Burns	Idiopathic	Farr 30	Farr 30	0	RVanYC		12:15	12:56:36	0:41:36	0:52:00	0:00:45	9.547	3.0
4	CAN 7	Bruce Chan	65 Red Roses	Farr 30	Farr 30	0	WVYC / RVanYC		12:15	12:56:57	0:41:57	0:52:26	0:01:06	14.002	4.0
5	CAN 3	Rich Alban	Spiny Norman	Farr 30	Farr 30	0	WVYC		12:15	12:57:15	0:42:15	0:52:49	0:01:24	17.821	5.0
6	USA 12	Fraser Hall	Calico	Farr 30	Farr 30	0	RVanYC		12:15	12:57:16	0:42:16	0:52:50	0:01:25	18.033	6.0
7	CAN 49	Ross Davidson	Short Circuit	Farr 30	Farr 30	0	WVYC		12:15	12:58:06	0:43:06	0:53:53	0:02:15	28.641	7.0








R3 - Farr 30 Division

Start: Start 1, Finishes: Finish time, Time: 13:07, Wind: w WL-L, Ave wind: 6

Rank	Sail	Skipper	Boat	Division	Class	PHRFTOT	Club	Nat	Start	Finish	Elapsed	Corrected	BCE	BCR	Points
1	CAN 18	Andrew Hamilton	Through	Farr 30	Farr 30	0	RVanYC		13:07	13:46:49	0:39:49	0:49:46	0:00:00	0	1.0
2	CAN 63	James Duess	M Power	Farr 30	Farr 30	0	WVYC		13:07	13:47:45	0:40:45	0:50:56	0:00:56	12.189	2.0
3	CAN 4	Darren Burns	Idiopathic	Farr 30	Farr 30	0	RVanYC		13:07	13:47:49	0:40:49	0:51:01	0:01:00	13.06	3.0
4	CAN 7	Bruce Chan	65 Red Roses	Farr 30	Farr 30	0	WVYC / RVanYC		13:07	13:48:03	0:41:03	0:51:19	0:01:14	16.107	4.0
5	CAN 3	Rich Alban	Spiny Norman	Farr 30	Farr 30	0	WVYC		13:07	13:48:15	0:41:15	0:51:34	0:01:26	18.719	5.0
6	USA 12	Fraser Hall	Calico	Farr 30	Farr 30	0	RVanYC		13:07	13:49:41	0:42:41	0:53:21	0:02:52	37.438	6.0
7	CAN 49	Ross Davidson	Short Circuit	Farr 30	Farr 30	0	WVYC		13:07	13:50:22	0:43:22	0:54:13	0:03:33	46.362	7.0

R4 - Farr 30 Division

Start: Start 1, Finishes: Finish time, Time: 13:07, Wind: w WL-L, Ave wind: 6

Rank	Sail	Skipper	Boat	Division	Class	PHRFTOT	Club	Nat	Start	Finish	Elapsed	Corrected	BCE	BCR	Points
1	CAN 18	Andrew Hamilton	Through	Farr 30	Farr 30	0	RVanYC		13:07	14:46:14	1:39:14	2:04:03	0:00:00	0	1.0
2	CAN 4	Darren Burns	Idiopathic	Farr 30	Farr 30	0	RVanYC		13:07	14:46:45	1:39:45	2:04:41	0:00:31	2.707	2.0
3	CAN 7	Bruce Chan	65 Red Roses	Farr 30	Farr 30	0	WVYC / RVanYC		13:07	14:48:06	1:41:06	2:06:23	0:01:52	9.782	3.0
4	CAN 3	Rich Alban	Spiny Norman	Farr 30	Farr 30	0	WVYC		13:07	14:49:38	1:42:38	2:08:18	0:03:24	17.817	4.0
5	USA 12	Fraser Hall	Calico	Farr 30	Farr 30	0	RVanYC		13:07	14:50:12	1:43:12	2:09:00	0:03:58	20.786	5.0
6	CAN 49	Ross Davidson	Short Circuit	Farr 30	Farr 30	0	WVYC		13:07	14:50:24	1:43:24	2:09:15	0:04:10	21.834	6.0
7	CAN 63	James Duess	M Power	Farr 30	Farr 30	0	WVYC		13:07	14:51:47	1:44:47	2:10:59	0:05:33	29.083	7.0

R5 - Farr 30 Division








Start: Start 1, Finishes: Finish time, Time: 11:05, Wind: e WL-L, Ave wind: 6

Rank	Sail	Skipper	Boat	Division	Class	PHRFTOT	Club	Nat	Start	Finish	Elapsed	Corrected	BCE	BCR	Points
1	CAN 18	Andrew Hamilton	Through	Farr 30	Farr 30	0	RVanYC		11:05	11:52:03	0:47:03	0:58:49	0:00:00	0	1.0
2	CAN 63	James Duess	M Power	Farr 30	Farr 30	0	WVYC		11:05	11:53:13	0:48:13	1:00:16	0:01:10	12.894	2.0
3	CAN 4	Darren Burns	Idiopathic	Farr 30	Farr 30	0	RVanYC		11:05	11:53:17	0:48:17	1:00:21	0:01:14	13.631	3.0
4	CAN 49	Ross Davidson	Short Circuit	Farr 30	Farr 30	0	WVYC		11:05	11:53:43	0:48:43	1:00:54	0:01:40	18.42	4.0
5	CAN 3	Rich Alban	Spiny Norman	Farr 30	Farr 30	0	WVYC		11:05	11:53:46	0:48:46	1:00:58	0:01:43	18.973	5.0
6	USA 12	Fraser Hall	Calico	Farr 30	Farr 30	0	RVanYC		11:05	11:54:44	0:49:44	1:02:10	0:02:41	29.656	6.0
7	CAN 7	Bruce Chan	65 Red Roses	Farr 30	Farr 30	0	WVYC / RVanYC		11:05	11:54:57	0:49:57	1:02:26	0:02:54	32.051	7.0

R6 - Farr 30 Division








Start: Start 1, Finishes: Finish time, Time: 12:10, Wind: e WL-L, Ave wind: 6

Rank	Sail	Skipper	Boat	Division	Class	PHRFTOT	Club	Nat	Start	Finish	Elapsed	Corrected	BCE	BCR	Points
------	------	---------	------	----------	-------	---------	------	-----	-------	--------	---------	-----------	-----	-----	--------

1	CAN 18	Andrew Hamilton	Through	Farr 30	Farr 30	0	RVanYC		12:10	12:55:17	0:45:17	0:56:36	0:00:00	0	1.0
2	CAN 63	James Duess	M Power	Farr 30	Farr 30	0	WVYC		12:10	12:55:57	0:45:57	0:57:26	0:00:40	7.656	2.0
3	USA 12	Fraser Hall	Calico	Farr 30	Farr 30	0	RVanYC		12:10	12:57:47	0:47:47	0:59:44	0:02:30	28.708	3.0
4	CAN 49	Ross Davidson	Short Circuit	Farr 30	Farr 30	0	WVYC		12:10	12:57:53	0:47:53	0:59:51	0:02:36	29.856	4.0
5	CAN 3	Rich Alban	Spiny Norman	Farr 30	Farr 30	0	WVYC		12:10	12:58:56	0:48:56	1:01:10	0:03:39	41.914	5.0
6	CAN 7	Bruce Chan	65 Red Roses	Farr 30	Farr 30	0	WVYC / RVanYC		12:10	12:59:21	0:49:21	1:01:41	0:04:04	46.699	6.0
7	CAN 4	Darren Burns	Idiopathic	Farr 30	Farr 30	0	RVanYC		12:10	12:59:51	0:49:51	1:02:19	0:04:34	52.44	7.0








R7 - Farr 30 Division

Start: Start 1, Finishes: Finish time, Time: 13:15, Wind: e WL-L, Ave wind: 6

Rank	Sail	Skipper	Boat	Division	Class	PHRFTOT	Club	Nat	Start	Finish	Elapsed	Corrected	BCE	BCR	Points
1	CAN 18	Andrew Hamilton	Through	Farr 30	Farr 30	0	RVanYC		13:15	13:59:44	0:44:44	0:55:55	0:00:00	0	1.0
2	CAN 3	Rich Alban	Spiny Norman	Farr 30	Farr 30	0	WVYC		13:15	14:01:52	0:46:52	0:58:35	0:02:08	24.799	2.0
3	CAN 4	Darren Burns	Idiopathic	Farr 30	Farr 30	0	RVanYC		13:15	14:02:28	0:47:28	0:59:20	0:02:44	31.773	3.0
4	CAN 7	Bruce Chan	65 Red Roses	Farr 30	Farr 30	0	WVYC / RVanYC		13:15	14:03:09	0:48:09	1:00:11	0:03:25	39.717	4.0
5	CAN 63	James Duess	M Power	Farr 30	Farr 30	0	WVYC		13:15	14:03:18	0:48:18	1:00:23	0:03:34	41.461	5.0
6	USA 12	Fraser Hall	Calico	Farr 30	Farr 30	0	RVanYC		13:15	14:03:40	0:48:40	1:00:50	0:03:56	45.723	6.0
7	CAN 49	Ross Davidson	Short Circuit	Farr 30	Farr 30	0	WVYC		13:15	14:04:02	0:49:02	1:01:18	0:04:18	49.985	7.0



R8 - Farr 30 Division


Start: Start 1, Finishes: Finish time, Time: 14:18, Wind: e WL-L, Ave wind: 6

Rank	Sail	Skipper	Boat	Division	Class	PHRFTOT	Club	Nat	Start	Finish	Elapsed	Corrected	BCE	BCR	Points
1	CAN 18	Andrew Hamilton	Through	Farr 30	Farr 30	0	RVanYC		14:18	14:54:23	0:36:23	0:45:29	0:00:00	0	1.0
2	CAN 7	Bruce Chan	65 Red Roses	Farr 30	Farr 30	0	WVYC / RVanYC		14:18	14:56:11	0:38:11	0:47:44	0:01:48	25.726	2.0
3	CAN 63	James Duess	M Power	Farr 30	Farr 30	0	WVYC		14:18	14:56:12	0:38:12	0:47:45	0:01:49	25.964	3.0
4	CAN 4	Darren Burns	Idiopathic	Farr 30	Farr 30	0	RVanYC		14:18	14:56:43	0:38:43	0:48:24	0:02:20	33.349	4.0
5	CAN 3	Rich Alban	Spiny Norman	Farr 30	Farr 30	0	WVYC		14:18	14:57:08	0:39:08	0:48:55	0:02:45	39.304	5.0
6	CAN 49	Ross Davidson	Short Circuit	Farr 30	Farr 30	0	WVYC		14:18	14:59:23	0:41:23	0:51:44	0:05:00	71.461	6.0
7	USA 12	Fraser Hall	Calico	Farr 30	Farr 30	0	RVanYC		14:18	15:00:57	0:42:57	0:53:41	0:06:34	93.852	7.0

R1 - ORC Division




Start: Start 2, Finishes: Finish time, Time: 11:20:00, Wind: w WL-L, Ave wind: 6

Rank	Sail	Skipper	Boat	Division	Class	TCF	Club	Nat	Start	Finish	Elapsed	Corrected	BCE	BCR	Points
1	35019	Peter McCarthy	The Shadow	ORC	1D35	0.7909	WVYC		11:20:00	12:07:20	0:47:20	0:37:26	0:00:00	0.791	1.0
2	1997	Mark Vangolen	Occam's Razor	ORC	Farr ILC 40	0.8496	VRC		11:20:00	12:04:27	0:44:27	0:37:46	0:00:23	0.842	2.0

Rank	Sail	Skipper	Boat	Division	Class	TCF	Club	Nat	Start	Finish	Elapsed	Corrected	BCE	BCR	Points
3	3854	Jonathan Liteplo	RambunXious	ORC	XP-38	0.7701	RVanYC		11:20:00	12:14:27	0:54:27	0:41:56	0:05:50	0.688	3.0




R2 - ORC Division

Start: Start 2, Finishes: Finish time, Time: 12:27, Wind: w WL-M, Ave wind: 9

Rank	Sail	Skipper	Boat	Division	Class	TCF	Club	Nat	Start	Finish	Elapsed	Corrected	BCE	BCR	Points
1	35019	Peter McCarthy	The Shadow	ORC	1D35	1.0609	WVYC		12:27	13:05:06	0:38:06	0:40:25	0:00:00	1.061	1.0
2	1997	Mark Vangolen	Occam's Razor	ORC	Farr ILC 40	1.1497	VRC		12:27	13:04:20	0:37:20	0:42:55	0:02:11	1.083	2.0
3	3854	Jonathan Liteplo	RambunXious	ORC	XP-38	1.0414	RVanYC		12:27	13:09:18	0:42:18	0:44:03	0:03:29	0.956	3.0


R3 - ORC Division

Start: Start 2, Finishes: Finish time, Time: 13:18, Wind: 060 WL-M, Ave wind: 9

Rank	Sail	Skipper	Boat	Division	Class	TCF	Club	Nat	Start	Finish	Elapsed	Corrected	BCE	BCR	Points
1	35019	Peter McCarthy	The Shadow	ORC	1D35	1.0609	WVYC		13:18	13:56:45	0:38:45	0:41:07	0:00:00	1.061	1.0
2	1997	Mark Vangolen	Occam's Razor	ORC	Farr ILC 40	1.1497	VRC		13:18	13:56:46	0:38:46	0:44:34	0:03:01	1.06	2.0
3	3854	Jonathan Liteplo	RambunXious	ORC	XP-38	1.0414	RVanYC		13:18	14:00:52	0:42:52	0:44:38	0:03:23	0.959	3.0



R4 - ORC Division

Start: Start 2, Finishes: Finish time, Time: 13:18, Wind: 060 WL-L, Ave wind: 6

Rank	Sail	Skipper	Boat	Division	Class	TCF	Club	Nat	Start	Finish	Elapsed	Corrected	BCE	BCR	Points
1	35019	Peter McCarthy	The Shadow	ORC	1D35	0.7909	WVYC		13:18	14:58:46	1:40:46	1:19:42	0:00:00	0.791	1.0
2	1997	Mark Vangolen	Occam's Razor	ORC	Farr ILC 40	0.8496	VRC		13:18	14:56:41	1:38:41	1:23:50	0:04:53	0.808	2.0
3	3854	Jonathan Liteplo	RambunXious	ORC	XP-38	0.7701	RVanYC		13:18	15:15:00	1:57:00	1:30:06	0:13:31	0.681	3.0



R5 - ORC Division

Start: Start 2, Finishes: Finish time, Time: 11:10, Wind: e WL-L, Ave wind: 6

Rank	Sail	Skipper	Boat	Division	Class	TCF	Club	Nat	Start	Finish	Elapsed	Corrected	BCE	BCR	Points
1	3854	Jonathan Liteplo	RambunXious	ORC	XP-38	0.7701	RVanYC		11:10	11:58:26	0:48:26	0:37:18	0:00:00	0.77	1.0
2	35019	Peter McCarthy	The Shadow	ORC	1D35	0.7909	WVYC		11:10	11:58:10	0:48:10	0:38:06	0:01:00	0.774	2.0
3	1997	Mark Vangolen	Occam's Razor	ORC	Farr ILC 40	0.8496	VRC		11:10	11:58:58	0:48:58	0:41:36	0:05:04	0.762	3.0

R6 - ORC Division

Start: Start 2, Finishes: Finish time, Time: 12:15, Wind: e WL-L, Ave wind: 6

Rank	Sail	Skipper	Boat	Division	Class	TCF	Club	Nat	Start	Finish	Elapsed	Corrected	BCE	BCR	Points
1	35019	Peter McCarthy	The Shadow	ORC	1D35	0.7909	WVYC		12:15	12:59:52	0:44:52	0:35:29	0:00:00	0.791	1.0
2	3854	Jonathan Liteplo	RambunXious	ORC	XP-38	0.7701	RVanYC		12:15	13:07:30	0:52:30	0:40:26	0:06:25	0.676	2.0
3	1997	Mark Vangolen	Occam's Razor	ORC	Farr ILC 40	0.8496	VRC		12:15	13:02:40	0:47:40	0:40:30	0:05:54	0.744	3.0

R7 - ORC Division

Start: Start 2, Finishes: Finish time, Time: 13:20, Wind: e WL-L, Ave wind: 6

Rank	Sail	Skipper	Boat	Division	Class	TCF	Club	Nat	Start	Finish	Elapsed	Corrected	BCE	BCR	Points
1	35019	Peter McCarthy	The Shadow	ORC	1D35	0.7909	WVYC		13:20	14:07:59	0:47:59	0:37:57	0:00:00	0.791	1.0

Rank	Sail	Skipper	Boat	Division	Class	TCF	Club	Nat	Start	Finish	Elapsed	Corrected	BCE	BCR	Points
2	3854	Jonathan Liteplo	RambunXious	ORC	XP-38	0.7701	RVanYC		13:20	14:11:01	0:51:01	0:39:17	0:01:44	0.744	2.0
3	1997	Mark Vangolen	Occam's Razor	ORC	Farr ILC 40	0.8496	VRC		13:20	14:09:35	0:49:35	0:42:08	0:04:55	0.765	3.0

R8 - ORC Division

Start: Start 2, Finishes: Finish time, Time: 14:19, Wind: e WL-L, Ave wind: 6

Rank	Sail	Skipper	Boat	Division	Class	TCF	Club	Nat	Start	Finish	Elapsed	Corrected	BCE	BCR	Points
1	35019	Peter McCarthy	The Shadow	ORC	1D35	0.7909	WVYC		14:19	15:00:08	0:41:08	0:32:32	0:00:00	0.791	1.0
2	1997	Mark Vangolen	Occam's Razor	ORC	Farr ILC 40	0.8496	VRC		14:19	14:59:38	0:40:38	0:34:31	0:02:21	0.801	2.0
3	3854	Jonathan Liteplo	RambunXious	ORC	XP-38	0.7701	RVanYC		14:19	15:06:24	0:47:24	0:36:30	0:05:09	0.686	3.0

R1 - PHRF 2 Division

Start: Start 3, Finishes: Finish time, Time: 11:25, Wind: w WL-L, Ave wind: 6

Rank	Sail	Skipper	Boat	Division	Class	Rating	Club	Nat	Start	Finish	Elapsed	Corrected	BCE	BCR	Points
1	72	Andrew Verhoeven	Warm Jets	PHRF 2	Melges 24	99	RVanYC		11:25	12:18:00	0:53:00	0:55:39	0:00:00	99	1.0
2	CAN 258	Tom Sitar	Serendipity	PHRF 2	J/109	69	RVanYC		11:25	12:15:40	0:50:40	0:55:55	0:00:14	71.748	2.0
3	CAN 591	Gord Shannon	Boaty McBoatface	PHRF 2	Melges 24	99	RVanYC		11:25	12:19:45	0:54:45	0:57:30	0:01:45	119.439	3.0
4	1	David Jackson	Maddash	PHRF 2	Dash 34	97	PRYC		11:25	12:20:45	0:55:45	0:58:44	0:02:55	131.118	4.0
5	42382	Richard Stewart	Dominatrix	PHRF 2	X-119	76	RVanYC		11:25	12:19:08	0:54:08	0:59:02	0:03:06	112.236	5.0
6	74408	Steve Blaine	Rubato	PHRF 2	Hanse 400e	84	VRC		11:25	12:19:58	0:54:58	0:59:09	0:03:15	121.969	6.0
7	30244	Jorge Rodriguez	Risky Business	PHRF 2	Olson 30	99	NA		11:25	12:21:49	0:56:49	0:59:40	0:03:49	143.576	7.0
8	49349	Dave Cramb	Absolute Kaos	PHRF 2	Dash 34	68	RVanYC		11:25	12:17:41	DSQ				10.0
8	69266	Brandlmayr/McGreer	Danu	PHRF 2	Beneteau 36.7	81	RVanYC		11:25	12:15:16	DSQ				10.0

R2 - PHRF 2 Division

Start: Start 3, Finishes: Finish time, Time: 12:32, Wind: w WL-L, Ave wind: 6

Rank	Sail	Skipper	Boat	Division	Class	Rating	Club	Nat	Start	Finish	Elapsed	Corrected	BCE	BCR	Points
1	CAN 591	Gord Shannon	Boaty McBoatface	PHRF 2	Melges 24	99	RVanYC		12:32	13:16:07	0:44:07	0:46:20	0:00:00	99	1.0
2	CAN 258	Tom Sitar	Serendipity	PHRF 2	J/109	69	RVanYC		12:32	13:14:01	0:42:01	0:46:22	0:00:02	69.535	2.0
3	69266	Brandlmayr/McGreer	Danu	PHRF 2	Beneteau 36.7	81	RVanYC		12:32	13:14:58	0:42:58	0:46:28	0:00:08	82.864	3.0
4	1	David Jackson	Maddash	PHRF 2	Dash 34	97	PRYC		12:32	13:16:13	0:44:13	0:46:35	0:00:15	100.403	4.0
5	72	Andrew Verhoeven	Warm Jets	PHRF 2	Melges 24	99	RVanYC		12:32	13:16:59	0:44:59	0:47:14	0:00:52	111.16	5.0
6	49349	Dave Cramb	Absolute Kaos	PHRF 2	Dash 34	68	RVanYC		12:32	13:15:08	0:43:08	0:47:41	0:01:14	85.203	6.0
7	42382	Richard Stewart	Dominatrix	PHRF 2	X-119	76	RVanYC		12:32	13:17:30	0:45:30	0:49:37	0:03:01	118.41	7.0
8	74408	Steve Blaine	Rubato	PHRF 2	Hanse 400e	84	VRC		12:32	13:18:33	0:46:33	0:50:06	0:03:30	133.142	8.0
9	30244	Jorge Rodriguez	Risky Business	PHRF 2	Olson 30	99	NA		12:32	13:19:52	0:47:52	0:50:16	0:03:45	151.616	9.0

R3 - PHRF 2 Division

Start: Start 3, Finishes: Finish time, Time: 13:27, Wind: w WL-L, Ave wind: 6

Rank	Sail	Skipper	Boat	Division	Class	Rating	Club	Nat	Start	Finish	Elapsed	Corrected	BCE	BCR	Points
1	49349	Dave Cramb	Absolute Kaos	PHRF 2	Dash 34	68	RVanYC		13:27	14:08:35	0:41:35	0:45:58	0:00:00	68	1.0
2	CAN 258	Tom Sitar	Serendipity	PHRF 2	J/109	69	RVanYC		13:27	14:09:12	0:42:12	0:46:34	0:00:33	76.72	2.0
3	69266	Brandlmayr/McGreer	Danu	PHRF 2	Beneteau 36.7	81	RVanYC		13:27	14:10:34	0:43:34	0:47:07	0:01:04	96.045	3.0
4	1	David Jackson	Maddash	PHRF 2	Dash 34	97	PRYC		13:27	14:12:52	0:45:52	0:48:19	0:02:14	128.568	4.0
5	CAN 591	Gord Shannon	Boaty McBoatface	PHRF 2	Melges 24	99	RVanYC		13:27	14:13:18	0:46:18	0:48:37	0:02:31	134.695	5.0
6	74408	Steve Blaine	Rubato	PHRF 2	Hanse 400e	84	VRC		13:27	14:14:26	0:47:26	0:51:03	0:04:43	150.721	6.0
7	30244	Jorge Rodriguez	Risky Business	PHRF 2	Olson 30	99	NA		13:27	14:16:28	0:49:28	0:51:57	0:05:41	179.473	7.0
8	42382	Richard Stewart	Dominatrix	PHRF 2	X-119	76	RVanYC		13:27	14:14:50	0:47:50	0:52:10	0:05:41	156.377	8.0
9	72	Andrew Verhoeven	Warm Jets	PHRF 2	Melges 24	99	RVanYC		13:27	14:16:44	0:49:44	0:52:13	0:05:57	183.243	9.0

R4 - PHRF 2 Division

Start: Start 3, Finishes: Finish time, Time: 13:27, Wind: w WL-L, Ave wind: 6

Rank	Sail	Skipper	Boat	Division	Class	Rating	Club	Nat	Start	Finish	Elapsed	Corrected	BCE	BCR	Points
1	CAN 591	Gord Shannon	Boaty McBoatface	PHRF 2	Melges 24	99	RVanYC		13:27	15:12:31	1:45:31	1:50:48	0:00:00	99	1.0
2	69266	Brandlmayr/McGreer	Danu	PHRF 2	Beneteau 36.7	81	RVanYC		13:27	15:11:34	1:44:34	1:53:06	0:02:07	93.427	2.0
3	CAN 258	Tom Sitar	Serendipity	PHRF 2	J/109	69	RVanYC		13:27	15:10:57	1:43:57	1:54:43	0:03:33	89.809	3.0
4	49349	Dave Cramb	Absolute Kaos	PHRF 2	Dash 34	68	RVanYC		13:27	15:16:25	1:49:25	2:00:57	0:09:11	121.879	4.0
5	72	Andrew Verhoeven	Warm Jets	PHRF 2	Melges 24	99	RVanYC		13:27	15:22:13	1:55:13	2:00:59	0:09:42	155.904	5.0
6	1	David Jackson	Maddash	PHRF 2	Dash 34	97	PRYC		13:27	15:22:09	1:55:09	2:01:19	0:09:58	155.513	6.0
7	30244	Jorge Rodriguez	Risky Business	PHRF 2	Olson 30	99	NA		13:27	15:26:05	1:59:05	2:05:03	0:13:34	178.587	7.0
8	74408	Steve Blaine	Rubato	PHRF 2	Hanse 400e	84	VRC		13:27	15:26:09	1:59:09	2:08:13	0:16:11	178.978	8.0
9	42382	Richard Stewart	Dominatrix	PHRF 2	X-119	76	RVanYC		13:27	15:30:42	2:03:42	2:14:54	0:22:06	205.67	9.0

R5 - PHRF 2 Division

Start: Start 3, Finishes: Finish time, Time: 11:15, Wind: e WL-L, Ave wind: 6

Rank	Sail	Skipper	Boat	Division	Class	Rating	Club	Nat	Start	Finish	Elapsed	Corrected	BCE	BCR	Points
1	72	Andrew Verhoeven	Warm Jets	PHRF 2	Melges 24	99	RVanYC		11:15	12:03:29	0:48:29	0:50:55	0:00:00	99	1.0
2	CAN 258	Tom Sitar	Serendipity	PHRF 2	J/109	69	RVanYC		11:15	12:03:15	0:48:15	0:53:15	0:02:07	96.021	2.0
3	30244	Jorge Rodriguez	Risky Business	PHRF 2	Olson 30	99	NA		11:15	12:06:21	0:51:21	0:53:55	0:02:52	135.6	3.0
4	49349	Dave Cramb	Absolute Kaos	PHRF 2	Dash 34	68	RVanYC		11:15	12:03:50	0:48:50	0:53:59	0:02:47	103.469	4.0
5	1	David Jackson	Maddash	PHRF 2	Dash 34	97	PRYC		11:15	12:06:23	0:51:23	0:54:08	0:03:03	136.025	5.0
6	69266	Brandlmayr/McGreer	Danu	PHRF 2	Beneteau 36.7	81	RVanYC		11:15	12:06:18	0:51:18	0:55:29	0:04:14	134.961	6.0
7	74408	Steve Blaine	Rubato	PHRF 2	Hanse 400e	84	VRC		11:15	12:09:45	0:54:45	0:58:55	0:07:26	179.008	7.0
8	42382	Richard Stewart	Dominatrix	PHRF 2	X-119	76	RVanYC		11:15	12:09:43	0:54:43	0:59:40	0:08:02	178.583	8.0

R6 - PHRF 2 Division

Start: Start 3, Finishes: Finish time, Time: 12:20, Wind: e WL-L, Ave wind: 6

Rank	Sail	Skipper	Boat	Division	Class	Rating	Club	Nat	Start	Finish	Elapsed	Corrected	BCE	BCR	Points
1	49349	Dave Cramb	Absolute Kaos	PHRF 2	Dash 34	68	RVanYC		12:20	13:09:23	0:49:23	0:54:35	0:00:00	68	1.0
2	CAN 258	Tom Sitar	Serendipity	PHRF 2	J/109	69	RVanYC		12:20	13:09:57	0:49:57	0:55:07	0:00:29	74.747	2.0
3	1	David Jackson	Maddash	PHRF 2	Dash 34	97	PRYC		12:20	13:12:42	0:52:42	0:55:31	0:00:53	107.491	3.0
4	72	Andrew Verhoeven	Warm Jets	PHRF 2	Melges 24	99	RVanYC		12:20	13:13:08	0:53:08	0:55:48	0:01:09	112.651	4.0
5	69266	Brandlmayr/McGreer	Danu	PHRF 2	Beneteau 36.7	81	RVanYC		12:20	13:12:01	0:52:01	0:56:15	0:01:32	99.355	5.0
6	30244	Jorge Rodriguez	Risky Business	PHRF 2	Olson 30	99	NA		12:20	13:15:04	0:55:04	0:57:49	0:03:05	135.671	6.0
7	74408	Steve Blaine	Rubato	PHRF 2	Hanse 400e	84	VRC		12:20	13:16:12	0:56:12	1:00:29	0:05:28	149.165	7.0
8	42382	Richard Stewart	Dominatrix	PHRF 2	X-119	76	RVanYC		12:20	13:17:49	0:57:49	1:03:03	0:07:46	168.414	8.0

R7 - PHRF 2 Division

Start: Start 3, Finishes: Finish time, Time: 13:28, Wind: e WL-L, Ave wind: 6

Rank	Sail	Skipper	Boat	Division	Class	Rating	Club	Nat	Start	Finish	Elapsed	Corrected	BCE	BCR	Points
1	CAN 258	Tom Sitar	Serendipity	PHRF 2	J/109	69	RVanYC		13:28	14:17:13	0:49:13	0:54:19	0:00:00	69	1.0
2	49349	Dave Cramb	Absolute Kaos	PHRF 2	Dash 34	68	RVanYC		13:28	14:19:08	0:51:08	0:56:31	0:02:00	91.938	2.0
3	72	Andrew Verhoeven	Warm Jets	PHRF 2	Melges 24	99	RVanYC		13:28	14:22:21	0:54:21	0:57:04	0:02:38	130.433	3.0
4	69266	Brandlmayr/McGreer	Danu	PHRF 2	Beneteau 36.7	81	RVanYC		13:28	14:21:57	0:53:57	0:58:21	0:03:44	125.646	4.0
5	1	David Jackson	Maddash	PHRF 2	Dash 34	97	PRYC		13:28	14:23:36	0:55:36	0:58:34	0:04:03	145.392	5.0
6	30244	Jorge Rodriguez	Risky Business	PHRF 2	Olson 30	99	NA		13:28	14:25:47	0:57:47	1:00:41	0:06:04	171.522	6.0
7	74408	Steve Blaine	Rubato	PHRF 2	Hanse 400e	84	VRC		13:28	14:24:34	0:56:34	1:00:52	0:06:06	156.961	7.0
8	42382	Richard Stewart	Dominatrix	PHRF 2	X-119	76	RVanYC		13:28	14:28:28	1:00:28	1:05:57	0:10:40	203.634	8.0

R8 - PHRF 2 Division

Start: Start 3, Finishes: Finish time, Time: 14:35, Wind: e WL-L, Ave wind: 6

Rank	Sail	Skipper	Boat	Division	Class	Rating	Club	Nat	Start	Finish	Elapsed	Corrected	BCE	BCR	Points
1	CAN 258	Tom Sitar	Serendipity	PHRF 2	J/109	69	RVanYC		14:35	15:16:35	0:41:35	0:45:53	0:00:00	69	1.0
2	1	David Jackson	Maddash	PHRF 2	Dash 34	97	PRYC		14:35	15:19:00	0:44:00	0:46:21	0:00:26	103.23	2.0
3	49349	Dave Cramb	Absolute Kaos	PHRF 2	Dash 34	68	RVanYC		14:35	15:17:18	0:42:18	0:46:46	0:00:47	79.151	3.0
4	72	Andrew Verhoeven	Warm Jets	PHRF 2	Melges 24	99	RVanYC		14:35	15:19:36	0:44:36	0:46:50	0:00:54	111.729	4.0
5	69266	Brandlmayr/McGreer	Danu	PHRF 2	Beneteau 36.7	81	RVanYC		14:35	15:19:02	0:44:02	0:47:37	0:01:36	103.703	5.0
6	30244	Jorge Rodriguez	Risky Business	PHRF 2	Olson 30	99	NA		14:35	15:20:37	0:45:37	0:47:54	0:01:55	126.129	6.0
7	74408	Steve Blaine	Rubato	PHRF 2	Hanse 400e	84	VRC		14:35	15:20:09	0:45:09	0:48:35	0:02:30	119.519	7.0
8	42382	Richard Stewart	Dominatrix	PHRF 2	X-119	76	RVanYC		14:35	15:20:26	0:45:26	0:49:33	0:03:21	123.533	8.0

R1 - PHRF 3 Division

Start: Start 4, Finishes: Finish time, Time: 11:30, Wind: w WL-L, Ave wind: 6

Rank	Sail	Skipper	Boat	Division	Class	Rating	Club	Nat	Start	Finish	Elapsed	Corrected	BCE	BCR	Points
Rank	Sail	Skipper	Boat	Division	Class	Rating	Club	Nat	Start	Finish	Elapsed	Corrected	BCE	BCR	Points
2	69307	Jason Saunderson	Ultraman II	PHRF 3	Ross 930	100	RVanYC		11:30	12:19:01	0:49:01	0:51:23	0:00:11	102.301	2.0
3	3781	John Housser	Equilibrium	PHRF 3	PHRF	119	VRC		11:30	12:21:34	0:51:34	0:52:27	0:01:14	134.675	3.0
4	69791	Team Kodiak	Kodiak	PHRF 3	PHRF	126	WVYC		11:30	12:22:21	0:52:21	0:52:40	0:01:28	144.62	4.0
5	CAN 59990	Alan Ip	Godzilla	PHRF 3	J29 Fr	119	VRC		11:30	12:22:10	0:52:10	0:53:04	0:01:50	142.293	5.0
6	77600	Shane Alfreds	Talisman	PHRF 3	Santana 30/30 PC	135	VRC		11:30	12:25:06	0:55:06	0:54:41	0:03:30	179.534	6.0
7	18792	Justin Brown	Ocd	PHRF 3	Wylie 34	138	VRC		11:30	12:28:56	0:58:56	0:58:13	0:07:06	228.2	7.0

R2 - PHRF 3 Division

Start: Start 4, Finishes: Finish time, Time: 12:37, Wind: w WL-L, Ave wind: 6

Rank	Sail	Skipper	Boat	Division	Class	Rating	Club	Nat	Start	Finish	Elapsed	Corrected	BCE	BCR	Points
1	69791	Team Kodiak	Kodiak	PHRF 3	PHRF	126	WVYC		12:37	13:16:08	0:39:08	0:39:23	0:00:00	126	1.0
2	CAN 59990	Alan Ip	Godzilla	PHRF 3	J29 Fr	119	VRC		12:37	13:16:08	0:39:08	0:39:48	0:00:25	126	2.0
3	69307	Jason Saunderson	Ultraman II	PHRF 3	Ross 930	100	RVanYC		12:37	13:15:59	0:38:59	0:40:52	0:01:26	123.524	3.0
4	18792	Justin Brown	Ocd	PHRF 3	Wylie 34	138	VRC		12:37	13:18:50	0:41:50	0:41:19	0:01:58	170.571	4.0
5	KC 3	Simon Hill	Krikkit	PHRF 3	Abbott 36	126	TCYC		12:37	13:18:36	0:41:36	0:41:51	0:02:28	166.719	5.0
6	77600	Shane Alfreds	Talisman	PHRF 3	Santana 30/30 PC	135	VRC		12:37	13:20:30	0:43:30	0:43:10	0:03:49	198.083	6.0
7	3781	John Housser	Equilibrium	PHRF 3	PHRF	119	VRC		12:37	13:19:45	0:42:45	0:43:29	0:04:02	185.703	7.0

R3 - PHRF 3 Division

Start: Start 4, Finishes: Finish time, Time: 13:32, Wind: w WL-L, Ave wind: 6

Rank	Sail	Skipper	Boat	Division	Class	Rating	Club	Nat	Start	Finish	Elapsed	Corrected	BCE	BCR	Points
1	69791	Team Kodiak	Kodiak	PHRF 3	PHRF	126	WVYC		13:32	14:13:00	0:41:00	0:41:15	0:00:00	126	1.0
2	69307	Jason Saunderson	Ultraman II	PHRF 3	Ross 930	100	RVanYC		13:32	14:12:07	0:40:07	0:42:03	0:00:46	112.082	2.0
3	CAN 59990	Alan Ip	Godzilla	PHRF 3	J29 Fr	119	VRC		13:32	14:13:55	0:41:55	0:42:38	0:01:22	140.443	3.0
4	18792	Justin Brown	Ocd	PHRF 3	Wylie 34	138	VRC		13:32	14:15:44	0:43:44	0:43:12	0:01:58	169.067	4.0
5	77600	Shane Alfreds	Talisman	PHRF 3	Santana 30/30 PC	135	VRC		13:32	14:16:28	0:44:28	0:44:08	0:02:54	180.621	5.0
6	KC 3	Simon Hill	Krikkit	PHRF 3	Abbott 36	126	TCYC		13:32	14:15:59	0:43:59	0:44:15	0:02:59	173.006	6.0
7	3781	John Housser	Equilibrium	PHRF 3	PHRF	119	VRC		13:32	14:15:35	0:43:35	0:44:20	0:03:02	166.703	7.0

R4 - PHRF 3 Division

Start: Start 4, Finishes: Finish time, Time: 13:32, Wind: w WL-L, Ave wind: 6

Rank	Sail	Skipper	Boat	Division	Class	Rating	Club	Nat	Start	Finish	Elapsed	Corrected	BCE	BCR	Points
1	69791	Team Kodiak	Kodiak	PHRF 3	PHRF	126	WVYC		13:32	15:16:45	1:44:45	1:45:24	0:00:00	126	1.0
2	77600	Shane Alfreds	Talisman	PHRF 3	Santana 30/30 PC	135	VRC		13:32	15:27:30	1:55:30	1:54:37	0:09:17	192.296	2.0
3	69307	Jason Saunderson	Ultraman II	PHRF 3	Ross 930	100	RVanYC		13:32	15:22:01	1:50:01	1:55:20	0:09:29	158.48	3.0
4	CAN 59990	Alan Ip	Godzilla	PHRF 3	J29 Fr	119	VRC		13:32	15:25:55	1:53:55	1:55:53	0:10:18	182.531	4.0
5	3781	John Housser	Equilibrium	PHRF 3	PHRF	119	VRC		13:32	15:26:48	1:54:48	1:56:47	0:11:11	187.979	5.0

Rank	Sail	Skipper	Boat	Division	Class	Rating	Club	Nat	Start	Finish	Elapsed	Corrected	BCE	BCR	Points
6	KC 3	Simon Hill	Krikkit	PHRF 3	Abbott 36	126	TCYC		13:32	15:33:15	2:01:15	2:02:00	0:16:30	227.757	6.0
7	18792	Justin Brown	Ocd	PHRF 3	Wylie 34	138	VRC		13:32	15:38:00	2:06:00	2:04:28	0:19:18	257.05	7.0

R5 - PHRF 3 Division

Start: Start 4, Finishes: Finish time, Time: 11:21, Wind: e WL-L, Ave wind: 6

Rank	Sail	Skipper	Boat	Division	Class	Rating	Club	Nat	Start	Finish	Elapsed	Corrected	BCE	BCR	Points
1	69791	Team Kodiak	Kodiak	PHRF 3	PHRF	126	WVYC		11:21	12:05:18	0:44:18	0:44:34	0:00:00	126	1.0
2	69307	Jason Saunderson	Ultraman II	PHRF 3	Ross 930	100	RVanYC		11:21	12:03:45	0:42:45	0:44:49	0:00:14	103.397	2.0
3	KC 3	Simon Hill	Krikkit	PHRF 3	Abbott 36	126	TCYC		11:21	12:06:38	0:45:38	0:45:55	0:01:20	145.443	3.0
4	CAN 59990	Alan Ip	Godzilla	PHRF 3	J29 Fr	119	VRC		11:21	12:06:41	0:45:41	0:46:28	0:01:52	146.172	4.0
5	18792	Justin Brown	Ocd	PHRF 3	Wylie 34	138	VRC		11:21	12:08:39	0:47:39	0:47:04	0:02:32	174.851	5.0
6	3781	John Houser	Equilibrium	PHRF 3	PHRF	119	VRC		11:21	12:07:54	0:46:54	0:47:42	0:03:05	163.914	6.0
7	77600	Shane Alfreds	Talisman	PHRF 3	Santana 30/30 PC	135	VRC		11:21	12:09:09	0:48:09	0:47:47	0:03:14	182.142	7.0
8	234	Lukas Chrostowski	Syrena	PHRF 3	Bavaria 40	129	PRYC		11:21	12:15:48	0:54:48	0:54:53	0:10:18	279.115	8.0

R6 - PHRF 3 Division

Start: Start 4, Finishes: Finish time, Time: 12:28, Wind: e WL-L, Ave wind: 6

Rank	Sail	Skipper	Boat	Division	Class	Rating	Club	Nat	Start	Finish	Elapsed	Corrected	BCE	BCR	Points
1	69791	Team Kodiak	Kodiak	PHRF 3	PHRF	126	WVYC		12:28	13:12:49	0:44:49	0:45:06	0:00:00	126	1.0
2	CAN 59990	Alan Ip	Godzilla	PHRF 3	J29 Fr	119	VRC		12:28	13:12:38	0:44:38	0:45:24	0:00:18	123.357	2.0
3	18792	Justin Brown	Ocd	PHRF 3	Wylie 34	138	VRC		12:28	13:17:14	0:49:14	0:48:38	0:03:35	189.663	3.0
4	69307	Jason Saunderson	Ultraman II	PHRF 3	Ross 930	100	RVanYC		12:28	13:14:43	0:46:43	0:48:59	0:03:42	153.387	4.0
5	3781	John Houser	Equilibrium	PHRF 3	PHRF	119	VRC		12:28	13:16:15	0:48:15	0:49:05	0:03:55	175.489	5.0
6	77600	Shane Alfreds	Talisman	PHRF 3	Santana 30/30 PC	135	VRC		12:28	13:17:52	0:49:52	0:49:29	0:04:26	198.792	6.0
7	KC 3	Simon Hill	Krikkit	PHRF 3	Abbott 36	126	TCYC		12:28	13:17:42	0:49:42	0:50:00	0:04:53	196.39	7.0
8	234	Lukas Chrostowski	Syrena	PHRF 3	Bavaria 40	129	PRYC		12:28	13:41:55	1:13:55	1:14:02	0:28:54	545.456	8.0

R7 - PHRF 3 Division

Start: Start 4, Finishes: Finish time, Time: 13:50, Wind: e WL-L, Ave wind: 6

Rank	Sail	Skipper	Boat	Division	Class	Rating	Club	Nat	Start	Finish	Elapsed	Corrected	BCE	BCR	Points
1	69307	Jason Saunderson	Ultraman II	PHRF 3	Ross 930	100	RVanYC		13:50	14:34:53	0:44:53	0:47:03	0:00:00	100	1.0
2	69791	Team Kodiak	Kodiak	PHRF 3	PHRF	126	WVYC		13:50	14:38:50	0:48:50	0:49:08	0:02:04	154.564	2.0
3	18792	Justin Brown	Ocd	PHRF 3	Wylie 34	138	VRC		13:50	14:40:21	0:50:21	0:49:44	0:02:43	175.514	3.0
4	CAN 59990	Alan Ip	Godzilla	PHRF 3	J29 Fr	119	VRC		13:50	14:38:56	0:48:56	0:49:47	0:02:40	155.945	4.0
5	3781	John Houser	Equilibrium	PHRF 3	PHRF	119	VRC		13:50	14:38:57	0:48:57	0:49:48	0:02:41	156.175	5.0
6	77600	Shane Alfreds	Talisman	PHRF 3	Santana 30/30 PC	135	VRC		13:50	14:40:38	0:50:38	0:50:15	0:03:13	179.428	6.0
7	KC 3	Simon Hill	Krikkit	PHRF 3	Abbott 36	126	TCYC		13:50	14:40:55	0:50:55	0:51:14	0:04:09	183.342	7.0
8	234	Lukas Chrostowski	Syrena	PHRF 3	Bavaria 40	129	PRYC				DNF				9.0

R8 - PHRF 3 Division

Start: Start 4, Finishes: Finish time, Time: 14:50, Wind: e WL-L, Ave wind: 6

Rank	Sail	Skipper	Boat	Division	Class	Rating	Club	Nat	Start	Finish	Elapsed	Corrected	BCE	BCR	Points
1	69307	Jason Saunderson	Ultraman II	PHRF 3	Ross 930	100	RVanYC		14:50	15:22:54	0:32:54	0:34:30	0:00:00	100	1.0
2	69791	Team Kodiak	Kodiak	PHRF 3	PHRF	126	WVYC		14:50	15:26:30	0:36:30	0:36:44	0:02:13	167.842	2.0
3	CAN 59990	Alan Ip	Godzilla	PHRF 3	J29 Fr	119	VRC		14:50	15:27:24	0:37:24	0:38:03	0:03:30	184.802	3.0
4	77600	Shane Alfreds	Talisman	PHRF 3	Santana 30/30 PC	135	VRC		14:50	15:28:22	0:38:22	0:38:04	0:03:37	203.019	4.0
5	KC 3	Simon Hill	Krikkit	PHRF 3	Abbott 36	126	TCYC		14:50	15:29:29	0:39:29	0:39:44	0:05:12	224.063	5.0
6	3781	John Housser	Equilibrium	PHRF 3	PHRF	119	VRC		14:50	15:29:42	0:39:42	0:40:23	0:05:48	228.146	6.0
7	18792	Justin Brown	Ocd	PHRF 3	Wylie 34	138	VRC		14:50	15:34:40	0:44:40	0:44:07	0:09:45	321.743	7.0
8	234	Lukas Chrostowski	Syrena	PHRF 3	Bavaria 40	129	PRYC				DNF				9.0

R1 - PHRF 7 Division

Start: Start 5, Finishes: Finish time, Time: 11:30, Wind: w WL-L, Ave wind: 6

Rank	Sail	Skipper	Boat	Division	Class	Rating	Club	Nat	Start	Finish	Elapsed	Corrected	BCE	BCR	Points
1	39541	Kevin Dempsey	Slingshot	PHRF 7	San Juan 24	228	TCYC		11:30	12:28:33	0:58:33	0:50:53	0:00:00	228	1.0
2	16617	Wade Harrogate	Silik	PHRF 7	C&C 30	191	VRC		11:30	12:38:37	1:08:37	1:02:44	0:12:58	356.606	2.0

R2 - PHRF 7 Division

Start: Start 5, Finishes: Finish time, Time: 12:46, Wind: w WL-L, Ave wind: 6

Rank	Sail	Skipper	Boat	Division	Class	Rating	Club	Nat	Start	Finish	Elapsed	Corrected	BCE	BCR	Points
1	39541	Kevin Dempsey	Slingshot	PHRF 7	San Juan 24	228	TCYC		12:46	13:29:50	0:43:50	0:38:05	0:00:00	228	1.0
2	16617	Wade Harrogate	Silik	PHRF 7	C&C 30	191	VRC		12:46	13:37:07	0:51:07	0:46:44	0:09:27	352.287	2.0

R3 - PHRF 7 Division

Start: Start 5, Finishes: Finish time, Time: 13:45, Wind: w WL-L, Ave wind: 6

Rank	Sail	Skipper	Boat	Division	Class	Rating	Club	Nat	Start	Finish	Elapsed	Corrected	BCE	BCR	Points
1	39541	Kevin Dempsey	Slingshot	PHRF 7	San Juan 24	228	TCYC		13:45	14:37:35	0:52:35	0:45:42	0:00:00	228	1.0
2	16617	Wade Harrogate	Silik	PHRF 7	C&C 30	191	VRC		13:45	14:50:56	1:05:56	1:00:17	0:15:57	417.904	2.0

R4 - PHRF 7 Division

Start: Start 5, Finishes: Finish time, Time: 13:45, Wind: w WL-L, Ave wind: 6

Rank	Sail	Skipper	Boat	Division	Class	Rating	Club	Nat	Place	Points
------	------	---------	------	----------	-------	--------	------	-----	-------	--------



R5 - PHRF 7 Division

Start: Start 5, Finishes: Finish time, Time: 11:21, Wind: e WL-L, Ave wind: 6

Rank	Sail	Skipper	Boat	Division	Class	Rating	Club	Nat	Start	Finish	Elapsed	Corrected	BCE	BCR	Points
1	39541	Kevin Dempsey	Slingshot	PHRF 7	San Juan 24	228	TCYC		11:21	12:11:28	0:50:28	0:43:51	0:00:00	228	1.0
2	16617	Wade Harrogate	Silik	PHRF 7	C&C 30	191	VRC		11:21	12:21:39	1:00:39	0:55:27	0:12:41	378.934	2.0



R6 - PHRF 7 Division

Start: Start 5, Finishes: Finish time, Time: 12:28, Wind: e WL-L, Ave wind: 6

Rank	Sail	Skipper	Boat	Division	Class	Rating	Club	Nat	Start	Finish	Elapsed	Corrected	BCE	BCR	Points
1	39541	Kevin Dempsey	Slingshot	PHRF 7	San Juan 24	228	TCYC		12:28	13:22:50	0:54:50	0:47:39	0:00:00	228	1.0
2	16617	Wade Harrogate	Silik	PHRF 7	C&C 30	191	VRC		12:28	13:32:36	1:04:36	0:59:03	0:12:29	361.23	2.0



R7 - PHRF 7 Division

Start: Start 5, Finishes: Finish time, Time: 13:40, Wind: e WL-L, Ave wind: 6

Rank	Sail	Skipper	Boat	Division	Class	Rating	Club	Nat	Start	Finish	Elapsed	Corrected	BCE	BCR	Points
1	39541	Kevin Dempsey	Slingshot	PHRF 7	San Juan 24	228	TCYC		13:40	14:34:59	0:54:59	0:47:47	0:00:00	228	1.0
2	16617	Wade Harrogate	Silik	PHRF 7	C&C 30	191	VRC		13:40	14:43:31	1:03:31	0:58:04	0:11:15	344.089	2.0

R8 - PHRF 7 Division

Start: Start 5, Finishes: Finish time, Time: 14:50, Wind: e WL-L, Ave wind: 6

Rank	Sail	Skipper	Boat	Division	Class	Rating	Club	Nat	Start	Finish	Elapsed	Corrected	BCE	BCR	Points
1	39541	Kevin Dempsey	Slingshot	PHRF 7	San Juan 24	228	TCYC		14:50	15:38:09	0:48:09	0:41:50	0:00:00	228	1.0
2	16617	Wade Harrogate	Silik	PHRF 7	C&C 30	191	VRC		14:50	15:46:21	0:56:21	0:51:31	0:10:35	355.385	2.0

Scoring codes used

Code	Description	Points
DNC	Did not come to the starting area	Varies
DNF	Started but did not finish	9
DSQ	Disqualification	10

Sailwave Scoring Software 2.19.8
www.sailwave.com

www.royalvan.com

www.royalvan.com/bigboat