



Laser Pacific Coast Championships 2015

Royal Vancouver Yacht Club
June 19 - 21, 2015
English Bay, Vancouver Canada










Results as of 15:32 on June 21, 2015

Laser Class












Sailed: 10, Discards: 1, To count: 9, Entries: 21, Scoring system: Appendix A

Place	Sail	Skipper	Club	Hometown	NAT	YOB	R1	R2	R3	R4	R5	R6	R7	R8	R9	R10	Total	Net
1st	208767	Max Gallant	RVicYC	victoria		1996	1.0	2.0	1.0	1.0	(22.0 OCS)	2.0	1.0	1.0	1.0	1.0	33.0	11.0
2nd	208070	Jorge L Yanez Del Castillo	JSCA	Vancouver		1961	9.0	7.0	7.0	5.0	1.0	1.0	(11.0)	2.0	3.0	3.0	49.0	38.0
3rd	199537	Stephen Bourdow	Santa Cruz YC	santa Cruz		1966	5.0	6.0	(17.0)	9.0	4.0	7.0	9.0	3.0	2.0	2.0	64.0	47.0
4th	185862	Steven Leuck	Mission Bay YC	San Diego		1998	2.0	3.0	10.0	4.0	5.0	4.0	6.0	(22.0 DNF)	8.0	7.0	71.0	49.0
5th	199127	Adam Didomizio	Sail Sand Point	Woodinville		1996	8.0	(13.0)	5.0	12.0	12.0	5.0	3.0	4.0	4.0	4.0	70.0	57.0
6th	185935	Lawson Willard	San Francisco YC	San Francisco		1996	10.0	1.0	9.0	2.0	3.0	6.0	8.0	14.0	(16.0)	10.0	79.0	63.0
7th	175878	David Brink	SYC/CYC	Seattle		1995	3.0	4.0	(16.0)	14.0	7.0	3.0	5.0	13.0	10.0	12.0	87.0	71.0
8th	198693	Dave Leuck	Mission Bay YC	San Diego		1966	11.0	14.0	3.0	7.0	8.0	(22.0 OCS)	4.0	12.0	6.0	6.0	93.0	71.0
9th	206588	Cooper Weitz	California YC / SFYC / St FYC	Marina del Rey		1996	4.0	5.0	12.0	17.0	2.0	(22.0 DSQ)	2.0	6.0	11.0	22.0 RET	103.0	81.0
10th	200378	Andriy Kanyuka	JSCA	Vancouver		1965	12.0	11.0	(13.0)	11.0	11.0	9.0	7.0	11.0	7.0	9.0	101.0	88.0
11th	185936	Kyle Gerrard	RVanYC	Vancouver		1998	(18.0)	8.0	4.0	16.0	9.0	10.0	10.0	9.0	13.0	11.0	108.0	90.0
12th	154208	Blake Bentzen	PMYC	poulsbo		1998	(15.0)	15.0	14.0	10.0	10.0	11.0	15.0	5.0	12.0	8.0	115.0	100.0
13th	206556	Michael Levy	Santa Cruz YC	Santa Cruz		1996	17.0	(19.0)	18.0	19.0	13.0	8.0	12.0	7.0	5.0	5.0	123.0	104.0
14th	197046	Adam Sorensen	RVicYC	Victoria		1995	7.0	12.0	8.0	8.0	15.0	(22.0 OCS)	14.0	16.0	15.0	14.0	131.0	109.0





15th	199207	Connor Hughes	Sail Sand Point	Woodinville		1997	13.0	(18.0)	15.0	13.0	14.0	14.0	16.0	10.0	9.0	13.0	135.0	117.0
16th	170705	Stasi Burzycki	PMYC	Bainbridge Island		1996	16.0	10.0	6.0	18.0	6.0	12.0	18.0	15.0	(19.0)	17.0	137.0	118.0
17th	208411	Richard Didham	RYC	san diego		1995	6.0	9.0	2.0	3.0	(22.0 DNC)	22.0 DNC	22.0 DNC	22.0 DNC	22.0 DNC	22.0 DNC	152.0	130.0
18th	171210	Ian Baldwin	Ventura YC	Ventura		1996	14.0	(21.0)	11.0	6.0	17.0	15.0	17.0	18.0	17.0	15.0	151.0	130.0
19th	208068	Parker Klebahn	San Francisco YC / StFYC	San Francisco		2015	20.0	17.0	21.0	15.0	18.0	17.0	13.0	8.0	14.0	(22.0 DNC)	165.0	143.0
20th	194288	Doug Bell	RVicYC	Victoria		1944	(21.0)	16.0	20.0	21.0	16.0	13.0	19.0	17.0	18.0	16.0	177.0	156.0
21st	206057	Jacques Garrigues	CYC Seattle	bainbridge island		1947	19.0	20.0	19.0	20.0	19.0	16.0	20.0	19.0	20.0	(22.0 DNC)	194.0	172.0

Laser Radial Class

Sailed: 10, Discards: 1, To count: 9, Entries: 34, Scoring system: Appendix A

Place	Sail	Skipper	Club	Hometown	NAT	YOB	R1	R2	R3	R4	R5	R6	R7	R8	R9	R10	Total	Net
1st	204478	Graham Harney	RVanYC	West Vancouver		1996	5.0	1.0	4.0	2.0	2.0	3.0	1.0	2.0	2.0	(6.0)	28.0	22.0
2nd	189813	Lindsey Baab	StFYC/SFYC	Saratoga		1996	4.0	3.0	(11.0)	9.0	4.0	10.0	5.0	5.0	3.0	2.0	56.0	45.0
3rd	208059	Caden Scheiblauber	Santa Barbara YC	Carpinteria		2001	(12.0)	10.0	5.0	8.0	6.0	5.0	8.0	6.0	5.0	4.0	69.0	57.0
4th	206059	Talia Toland	RVanYC/SYC	Kirkland		1998	7.0	5.0	8.0	(15.0)	1.0	4.0	3.0	9.0	11.0	12.0	75.0	60.0
5th	186596	John Owen	RVicYC	victoria		1999	10.0	4.0	(12.0)	7.0	8.0	12.0	4.0	3.0	4.0	10.0	74.0	62.0
6th	194042	Hanne Weaver	RVanYC/SYC	Gig harbor		1995	6.0	(14.0)	3.0	12.0	10.0	2.0	2.0	8.0	12.0	11.0	80.0	66.0
7th	183915	Lucas Pierce	Santa Barbara YC	Santa Barbara		1998	3.0	9.0	1.0	1.0	5.0	6.0	12.0	15.0	(19.0)	16.0	87.0	68.0
8th	167343	Cameron Feves	Cabrillo Beach YC	Long Beach		2000	14.0	19.0	2.0	10.0	(35.0 UFD)	1.0	11.0	4.0	6.0	3.0	105.0	70.0
9th	199929	Natalia Montemayor	RVanYC	North Vancouver		1994	11.0	7.0	(15.0)	11.0	7.0	8.0	6.0	12.0	9.0	9.0	95.0	80.0
10th	199342	Jessica Mcjones	California YC / SFYC / St FYC	Rancho Palos Verdes		1997	9.0	8.0	6.0	4.0	11.0	15.0	(21.0)	13.0	15.0	15.0	117.0	96.0
11th	109153	Joseph Hou	Newport Harbor YC/Alamitos Bay	Newport Beach		1999	2.0	17.0	(35.0 UFD)	5.0	35.0 DSQ	7.0	10.0	7.0	7.0	7.0	132.0	97.0

			YC																
12th	197053	Marcia Macdonald	RVanYC	Vancouver		1970	1.0	2.0	7.0	6.0	(35.0 UFD)	9.0	9.0	14.0	16.0	35.0 RET	134.0	99.0	
13th	198045	Peter Woytkowiak	JSCA	North Vancouver		1955	13.0	13.0	9.0	17.0	12.0	13.0	(26.0)	11.0	8.0	5.0	127.0	101.0	
14th	206065	Ellie Ungar	RVanYC	Kirkland		1996	(28.0)	15.0	10.0	21.0	14.0	11.0	14.0	10.0	13.0	8.0	144.0	116.0	
15th	206058	Fillah Karim	RVanYC	West Vancouver		1997	(35.0 DNC)	35.0 DNC	35.0 DNC	35.0 DNC	3.0	19.0	7.0	1.0	1.0	1.0	172.0	137.0	
16th	206069	Jake Cullen	RVanYC	Vancouver		1996	8.0	16.0	14.0	22.0	16.0	(23.0)	17.0	20.0	17.0	17.0	170.0	147.0	
17th	177277	Jackson Mccoy	PMYC	Bainbridge Island		1997	16.0	12.0	19.0	29.0	20.0	18.0	16.0	(35.0 RET)	10.0	13.0	188.0	153.0	
18th	199318/156812	Alex Brown	Comox Bay SC	Comox		2015	(35.0 DNC)	6.0	13.0	3.0	35.0 DNC	22.0	13.0	19.0	23.0	22.0	191.0	156.0	
19th	169356	Maxwell Mayol	Bahia Corinthian YC	Aliso Viejo		2000	19.0	11.0	18.0	(26.0)	9.0	17.0	18.0	21.0	21.0	24.0	184.0	158.0	
20th	204228	Grant Gridley	Willamette SC/ CGRA	Milwaukie		2000	15.0	20.0	(28.0)	14.0	19.0	20.0	20.0	17.0	18.0	18.0	189.0	161.0	
21st	190191	Annika Fedde	Ventura YC	Ventura		2000	17.0	22.0	17.0	18.0	21.0	14.0	(23.0)	16.0	20.0	20.0	188.0	165.0	
22nd	204235	Boyd Borjiet	RVanYC	West Vancouver		1997	26.0	(35.0 DSQ)	16.0	19.0	15.0	16.0	15.0	35.0 UFD	14.0	14.0	205.0	170.0	
23rd	204224	Jack Holbrook	Seattle YC	Shoreline		1998	24.0	18.0	23.0	24.0	22.0	(26.0)	24.0	18.0	22.0	19.0	220.0	194.0	
24th	154551	Lukas Kraak	CBYC	Palos Verdes Estates		2000	18.0	25.0	25.0	25.0	13.0	(27.0)	19.0	22.0	25.0	25.0	224.0	197.0	
25th	286892	Marcus Huttunen	SYC/CYC	Bellevue		2002	(30.0)	28.0	20.0	16.0	18.0	24.0	22.0	23.0	24.0	23.0	228.0	198.0	
26th	208050	Analucia Clarkson	Seattle YC	Seattle		2000	21.0	23.0	21.0	13.0	17.0	25.0	27.0	(35.0 DNC)	27.0	35.0 DNC	244.0	209.0	
27th	197054	Cameron Holland	Community Sailing of Colorado	Boulder		2001	20.0	26.0	22.0	(28.0)	25.0	21.0	25.0	24.0	26.0	21.0	238.0	210.0	
28th	174011	Christopher Stoll	Seattle YC	Mercer Island		2000	23.0	24.0	24.0	20.0	35.0 DNE	28.0	34.0	25.0	29.0	(35.0 DNC)	277.0	242.0	
29th	198645	Andy Hunt	JSCA	Vancouver		1957	22.0	21.0	27.0	23.0	29.0	30.0	33.0	(35.0 DNC)	35.0 DNC	35.0 DNC	290.0	255.0	
30th	200138	Joshua Smithman	RPSA	Surrey		2000	25.0	27.0	(35.0 RET)	35.0 DNC	27.0	29.0	30.0	28.0	28.0	35.0 RET	299.0	264.0	
31st	175068	Olivia	PMYC	Bainbridge		1999	29.0	29.0	26.0	27.0	24.0	31.0	29.0	(35.0)	35.0	35.0	300.0	265.0	

		Mitchell		Island											DNC)	DNC	DNC		
32nd	199992/196014	Kai Rozitis	RVanYC	Vancouver		2015	27.0	30.0	29.0	30.0	23.0	(35.0 RET)	31.0	27.0	35.0 DNC	35.0 DNC	302.0	267.0	
33rd	200137	Matthew Stranaghan	WVYC	West Vancouver		2002	(35.0 DNC)	35.0 DNC	35.0 DNC	35.0 DNC	26.0	32.0	28.0	26.0	30.0	35.0 RET	317.0	282.0	
34th	19158	Damon Solomon	RVanYC	Vancouver		2001	31.0	31.0	30.0	31.0	28.0	33.0	32.0	(35.0 DNF)	35.0 DNC	35.0 DNC	321.0	286.0	

Sailwave Scoring Software 2.9.7
www.sailwave.com